

Daily Derivatives & Market Report

CONTENTS

Page No.	Particulars
2	Market Summary
3	Nifty Futures – Derivatives Snap
4	Bank Nifty Futures – Derivatives Snap
5	Activity in Nifty Options
6	What do Nifty Technical suggest
7	Derivative Analysis
8	Disclaimer

Index Trend Analysis

Pivot(Daily)	Close	R2	R1	Pivot	S1	S2	Daily	Weekly	Monthly
Nifty	9119	9226	9172	9131	9078	9036	Sell	Sell	Buy
Sensex	29365	29728	29547	29403	29222	29078	Sell	Sell	Buy
Nifty Futures	9127	9259	9193	9142	9076	9025	Sell	Sell	Buy
Bank Nifty	21551	21746	21649	21517	21420	21289	Sell	Sell	Buy
CNX IT	10008	10155	10082	10030	9956	9905	Sell	Sell	Sell

Market Summary

Domestic Indices	Close	Points	% Chg
SENSEX	29365.3	-57.09	-0.19
NIFTY	9119.4	-17.0	-0.19
MIDCAP	14487.9	2.43	0.02
SMLCAP	15166.3	38.23	0.25
BSEFMC	9222.5	-90.57	-0.97
AUTO	21919.7	-91.25	-0.41
POWER	2318.4	6.48	0.28
REALTY	1921.1	44.44	2.37
BSE IT	9680.9	-35.14	-0.36
BANKEX	24437.8	-5.87	-0.02
OILGAS	14286.6	24.46	0.17
METAL	11055.1	-65.64	-0.59

Currency Futures	Close	Pre. Pts	% Chg
26-Apr-16 EUR-INR	69.20	69.41	-0.37
26-Apr-16 USD-INR	65.65	64.60	0.05
26-Apr-16 GBP-INR	82.62	82.68	-0.14
26-Apr-16 JPY-INR	59.28	59.23	0.05

Advance/ Decline	Adv	Dec	Un Ch.
NSE	827	857	80
BSE	1426	1449	139

FII/DII Capital Mkt*	Buy	Sell	Net
FII	5235	6213	(978)
DII	3546	2414	1132

*NOTE: - FII AND DII data figure is provisional

Market Commentary

Indian equity markets concluded the week on a sluggish note as the benchmarks showcased an unenthusiastic performance on Friday and settled with moderate cuts of around two tens of a percent. Sentiments remained subdued with the minutes of the RBI's April 6 policy meeting suggest that the next move of the central bank will likely be a hike in key policy rates. All members expressed concern about stickiness in core inflation and believed that the disinflationary effect of demonetisation will be transient. The minutes of the MPC meeting was made public yesterday. Further, investors continued to keep an eye on developments in France following news that a policeman was shot dead in Paris in a suspected terrorist attack just days before the presidential election. The polls show a nail-bitingly close race between four candidates, setting the stage for heightened volatility. Investors ultimately expect victory from the centrist Emmanuel Macron but are fretting over the likelihood of a strong showing by either far-Right candidate Marine Le Pen or far-Left candidate Jean-Luc Mélenchon.

On the global front, Asian stocks ended the week on a positive note, amid renewed hopes of tax reform in the US after Treasury Secretary Steven Mnuchin indicated that the Trump administration plans to unveil a major tax reform plan very soon. The Japanese yen weakened and crude prices rose after four days of losses, further supporting sentiment heading toward the Sunday presidential election in France.

Market Turnover & FII Derivative Data

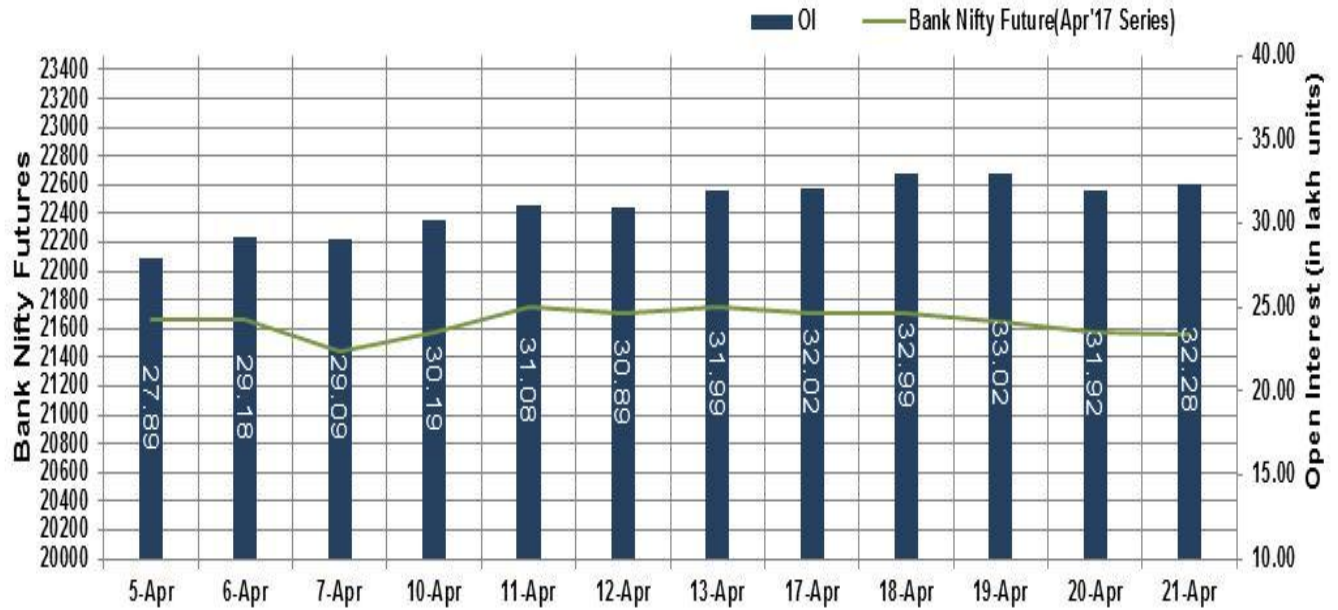
Market TO	Current	Previous	Net%
BSE CASH	7376	4029	83
NSE CASH	25406	25391	0
NSE FO	448605	739178	(39)

FII Derivatives	Buy	Sell	Net
Ind. Futures	1778	3016	(1238)
Ind. Options	25672	25159	512
Stk. Futures	8373	8464	(91)
Stk. Options	9346	9401	(56)

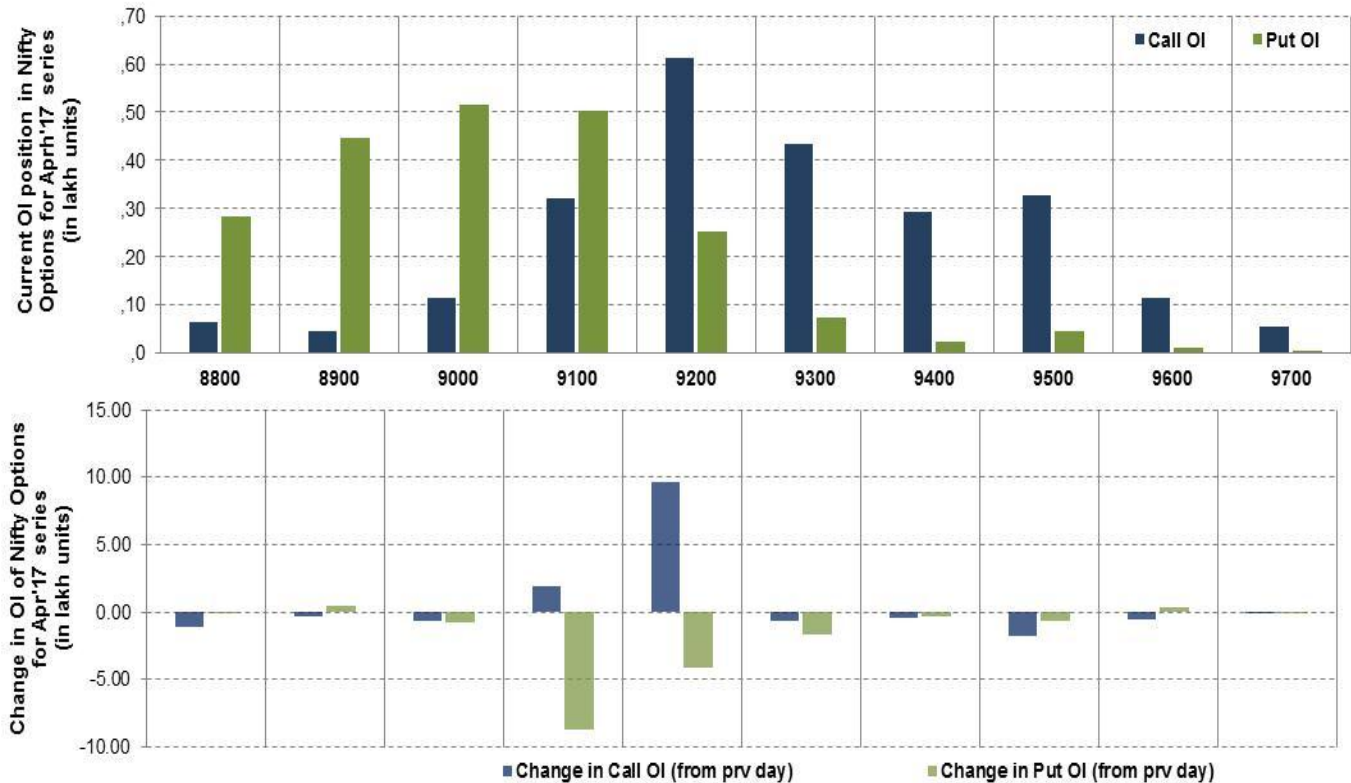
Nifty Futures



Bank Nifty Futures



Nifty Options



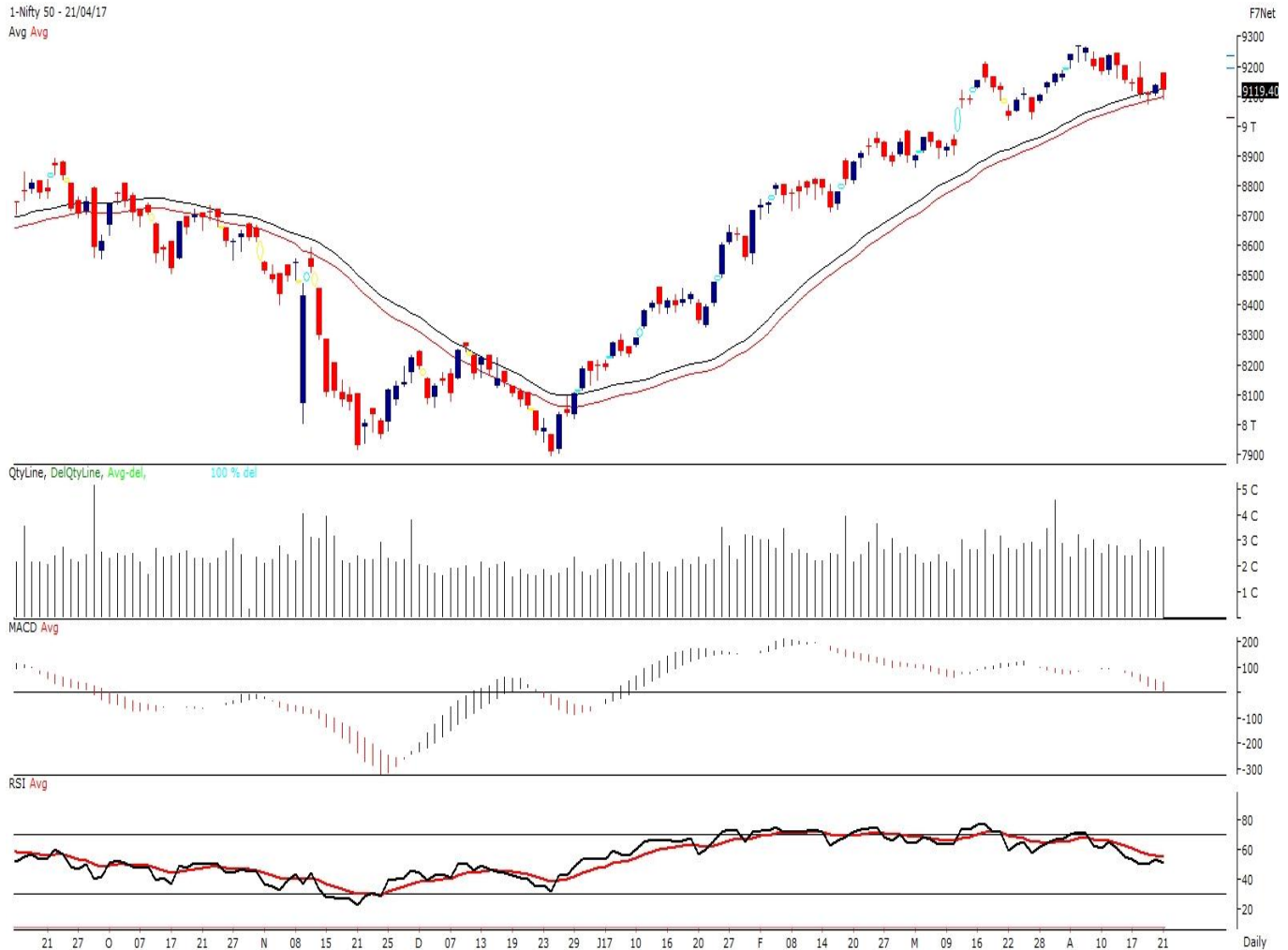
Note – Change in OI of Nifty Options refers to change from previous trading day
 Source-NSE, SIHL Derivatives Research (Institutional Equities)

- Among Nifty calls 9,200 SP from the Apr month expiry was the most active call with an addition of 0.96 million in open interest.
- Among Nifty puts, 9,100 SP from the Apr month expiry was the most active put with a reduction of 0.08 million open interests.
- The maximum OI outstanding for Calls was at 9,200 SP (6.12mn) and that for Puts was at 9,100 SP (5.15mn).

Nifty Technical & Indices Levels

1-Nifty 50 - 21/04/17

Avg Avg



Nifty Cash prices have settled at 9136.4 up by 0.36% from its previous close. On the upper side prices are likely to trade higher till 9200 and 9250 levels, while lower side it has support of 9050 and 9000 levels. Intraday traders should be cautious and take position accordingly.

Fresh Longs ↑ Open Interest ↑ Price					
Script	Prev. OI	Cur. OI	% Chg. OI	LTP	Price % Chg
PEL	283,500	306,300	8.04	2364.00	3.85
GMRINFRA	211,275,000	220,275,000	4.26	17.65	6.65
HDFCBANK	28,366,500	29,523,000	4.08	1494.90	2.05
INFRATEL	6,323,200	6,520,000	3.11	354.15	2.89
Short-Covering ↓ Open Interest ↑ Price					
Script	Prev. OI	Cur. OI	% Chg. OI	LTP	Price % Chg
DHFL	20,874,000	19,185,000	-8.09	415.90	0.97
IRB	18,867,500	17,235,000	-8.65	246.75	2.66
RELIANCE	16,866,500	15,393,000	-8.74	1404.10	2.07
SOUTHBANK	85,835,190	77,914,490	-9.23	24.00	6.43
Fresh Shorts ↑ Open Interest ↓ Price					
Script	Prev. OI	Cur. OI	% Chg. OI	LTP	Price % Chg
DALMIABHA	600,000	1,431,300	138.55	2059.75	-1.51
MFSL	4,701,000	6,897,000	46.71	632.65	-3.01
PVR	245,600	256,400	4.40	1560.95	-0.30
SAIL	63,108,000	65,316,000	3.50	60.60	-0.82
Long Unwinding ↓ Open Interest ↓ Price					
Script	Prev. OI	Cur. OI	% Chg. OI	LTP	Price % Chg
EXIDEIND	17,020,000	15,612,000	-8.27	234.80	-1.76
JUSTDIAL	3,380,400	3,091,200	-8.56	524.65	-0.82
JISLJALEQS	39,339,000	34,686,000	-11.83	111.85	-1.76
CENTURYTEX	7,528,400	6,557,100	-12.90	1139.40	-0.07

Disclaimer:

The Information provided by SMS or in newsletter or in any document has been prepared by Shah Investor's Home Ltd (SIHL). The Information provided by SMS or in newsletter does not constitute an offer or solicitation for the purchase or sale of any financial instrument or as an official confirmation of any transaction. The information contained herein is from publicly available data or other sources believed to be reliable, but we do not represent that it is accurate or complete and it should not be relied on as such. SIHL or any of its affiliates/ group companies shall not be in any way responsible for any loss or damage that may arise to any person from any inadvertent error in the information contained in this report or SMS. This Information provided by SMS, reports or in newsletter is provided for assistance only and is not intended to be and must not alone be taken as the basis for an investment decision. The user assumes the entire risk of any use made of this information. Each recipient of this Information provided by SMS, report or in newsletter should make such investigation as it deems necessary to arrive at an independent evaluation of an investment in the securities of companies referred to in this information provided by SMS, report or in newsletter (including the merits and risks involved), and should consult his own advisors to determine the merits and risks of such investment. The investment discussed or views expressed may not be suitable for all investors. This information is strictly confidential and is being furnished to you solely for your information.

The information should not be reproduced or redistributed or passed on directly or indirectly in any form to any other person or published, copied, in whole or in part, for any purpose. The information provided by report or SMS is not directed or intended for distribution to, or use by, any person or entity who is a citizen or resident of or located in any locality, state, country or other jurisdiction, where such distribution, publication, availability or use would be contrary to law, regulation or which would subject SIHL and affiliates/ group companies to any registration or licensing requirements within such jurisdiction. The distribution of this Information provided by SMS or in newsletter in certain jurisdictions may be restricted by law, and persons in whose possession this Information provided by SMS or in newsletter comes, should inform themselves about and observe, any such restrictions. The information given or Information provided by SMS, report or in newsletter is as of the date of the issue date of report or the date on which SMS provided and there can be no assurance that future results or events will be consistent with this information. This information is subject to change without any prior notice. SIHL reserves the right to make modifications and alterations to this statement as may be required from time to time. However, SIHL is under no obligation to update or keep the information current.

Nevertheless, SIHL is committed to providing independent and transparent recommendation to its client and would be happy to provide any information in response to specific client queries. Neither SIHL nor any of its affiliates, group companies, directors, employees, agents or representatives shall be liable for any damages whether direct, indirect, special or consequential including lost revenue or lost profits that may arise from or in connection with the use of the information. Past performance is not necessarily a guide to future performance. The disclosures of interest statements incorporated in the Information provided by SMS, report or in newsletter are provided solely to enhance the transparency and should not be treated as endorsement of the views expressed in the report. The analyst for this report certifies that all of the views expressed in this report accurately reflect his or her personal views about the subject company or companies and its or their securities, and no part of his or her compensation was, is or will be, directly or indirectly related to specific recommendations or views expressed in this report.

About Us:

Shah Investor's Home Ltd (SIHL) is an ISO 9001:2008 Certified financial Services Company established in 1994 at Ahmadabad, Gujarat. Customer satisfaction is guaranteed through our diversified product portfolio, professional management and customer first attitude. SIHL was the first broking house in Gujarat with membership in National Securities Depository Ltd (NSDL) and was the first broking name providing services in NSE F&O in Ahmedabad. Today, SIHL ranks among the top most players in Gujarat in retail stock broking area with 45 branches, 350 franchisee across India and providing service to more than 1,25,000 clients.